


dap TECHNOLOGY •



FIRESPY

BASIC SERIES

800 400b



PRODUCT OVERVIEW:

The **FireSpy800** data and protocol analyzer has gained tremendous market reputation in Aerospace & Defense, Consumer Electronics, Industrial Control and many other markets. The **FireSpy800** has defined an industry standard for 1394 data analysis and DapTechnology is fully committed to providing continued improvements and enhancements to its feature set and functionality.

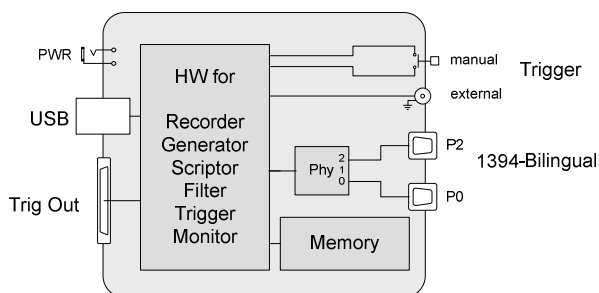
The **FireSpy800** is a small, compact instrument that is equipped with 256 MB internal memory. The unit offers extensive hardware filtering and trigger possibilities due to efficient programmable logic and an on-board processor. It supports up to 800Mb transfer rate and is fully IEEE 1394b compliant. Two bilingual 1394b ports allow for conveniently connecting to the particular system under test.

The **FireSpy800** may be connected to a host computer via the USB interface. The graphical user interface runs on Windows™ XP(64) and Windows™ 7(64). It is intuitive and offers a user-friendly user interface. Additionally, the included FireSpy API allows you to build your own control software by using its interfaces to several programming languages like C++, LabVIEW™ and LabWindows™.

The seamless integration of the Mil1394 protocol (based on SAE AS5643) makes the **FireSpy800** the preferred tool for many Aerospace & Defense development tasks. DapTechnology has taken considerable efforts to fully support the SAE AS5643 protocol in all major functional areas of the **FireSpy800** and continuously updates the analyzer functionality according to implementation requirements and ongoing standardization efforts.

Key Features

- IEEE 1394-1995, 1394a-2000 and 1394b-2002
- 100, 200, 400, 400b and 800b transfer rates
- Host connection via USB
- On-board 50 MHz processor and programmable logic
- 256 MByte internal memory
- Supports Windows™ XP(64) and Windows™ 7(64)
- 2 bilingual FireWire ports
- Enhanced Scriptor functionality for real-time monitoring and asynchronous packet generation
- Powerful software provides:
 - Monitor
 - Recorder
 - Commander
 - Scriptor
 - Generator
 - Filter and Trigger
 - Support for Mil1394, IEC61883, AV/C, SBP2, IP1394 and IIDC protocols
- Internal SelfTest
- API with C/C++, LabVIEW™ and LabWindows™ interfaces



A COMPLETE SOLUTION:

The **FireDiagnostics Suite** is the most comprehensive collection of 1394 analysis, simulation and interface tools for a wide range of applications. Apart from well established and hardware assisted analyzer tools like Monitor, Recorder, Generator, Commander and Scriptor, the suite also offers a set of software tools designed to integrate the FireSpy products in a wide variety of testing applications, as well as extend customization of its functionality beyond the baseline feature set provided by DapTechnology.

The foundation for all software tools included in the FireDiagnostics Suite is formed by the **Application Programming Interface (API)**. With its interfaces for a wide range of development environments like C/C++, LabView™ and LabWindows™ and support for both Windows and Linux operating systems, the application of FireSpy analyzers is extremely flexible. With its feature-rich function library, all hardware assisted analyzer tools like the Recorder and Generator can be controlled as well as more low-level 1394 bus functions.

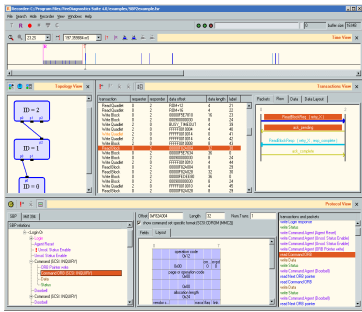
The **Recording Viewer** is a standalone application designed to permit trace (recorded data) analysis offline, i.e. without a connected FireSpy. The same comprehensive set of analysis tasks is available but allows for a much smaller PC footprint than having the entire FireSpy application installed.

The **Signal Monitor** is an easy-to-use Mil1394 sub-system monitor and analysis tool that benefits from the hardware-implemented Mil1394 protocol. A customizable set of status signals can be pulled from the bus and displayed in near real-time on a customizable graphical Control Panel. Alarms can be setup to alert the operator of out-of-range values.

Another cornerstone of the FireSpy products is the unparalleled high-level **protocol support**. Besides the hardware-assisted integration of Mil1394 the FireSpys also support software-based analysis capabilities for consumer and industrial control based applications. The different protocols require very different implementation details and are therefore very unique in their implementation. However, some key characteristics can be identified and are listed below:

- Nested protocol header decoding
- Protocol payload separation
- Handshake verification
- Logical grouping of related transactions
- Separate protocol view
- Protocol layer CRC and Parity Check
- Customization of display details

Additionally, separate applications (**Format Editor and Protocol Editor**) allow for the modification and extension of the factory default decoding and identification definitions. This extremely powerful and versatile tool enables experienced users to build on top of the standard definitions, engage in early prototyping and benchmarking of protocols still in the specification development process, as well as add proprietary extensions.



Time View - timing analysis of events and packets, resolution of 10 ns.

Packet View - chronological packet display with Trigger indicator and error verification

Transaction View - transaction-oriented display, verification of transaction completeness, transaction list or flow-diagram display

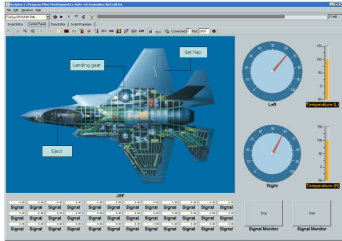
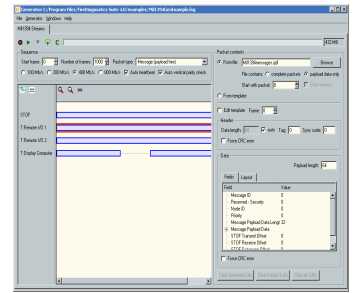
Topology View - static bus-topology display at the trace cursor position

Protocol View - high-level protocol analysis, encapsulated protocol verification, handshake verification, etc.

The **Recorder** is the main tool for data traffic capturing and analysis. Running all in HW/FW it guarantees precise time measurement, reliable data capture, instantaneous triggering and enough memory for even very complex analysis tasks. It contains several display views, which can all be switched on or off individually.

The **Generator** is optimized for the generation of isochronous stream data packets offering the most comprehensible feature set for the insertion of errors, streaming of simultaneous channels and payload definitions from stored files.

The **Stream Generator** includes a powerful graphical editor to specify slots with stream sequences to be sent for up to 63 channels. Each sequence consists of one or more stream packets with selectable data sources that can be fixed or from file. For each sequence one can select various options such as speed, packet size and header fields, including erroneous values. The overall sequence size is customizable in multiples of Cycle Periods. All Generator slots can be run in a looped-mode continuous transmission. Both the **Stream Generator** and the **Scriptor** can run in parallel for advanced isochronous and asynchronous combination testing.

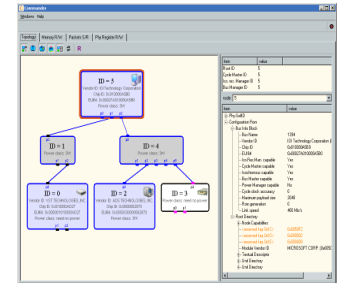
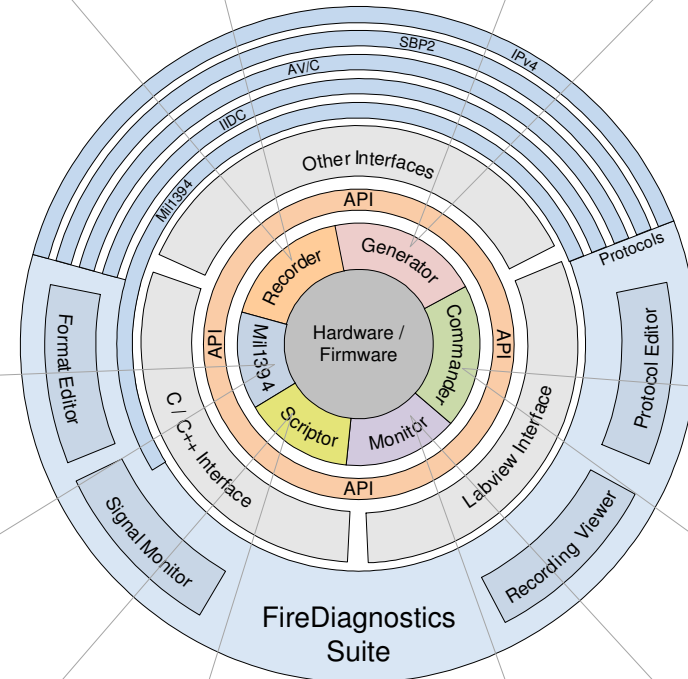


The **Mil1394** protocol HW level support for the FireSpy is an essential component for supporting AS5643. Key features include:

Generation - STOF and stream generation, 1µs resolution

Verification / Calculation - Timing, Vertical Parity Check, Heartbeat

Monitoring - asynchronous stream payload field extraction

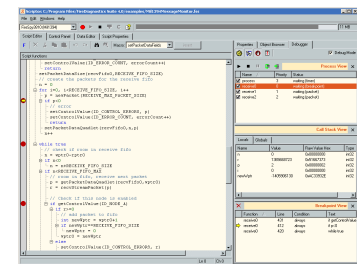


The **Commander** can be used to control the FireSpy functionality on a basic 1394 protocol level:

Topology - live display of the current bus topology, Configuration ROM Explorer

Memory Read/Write - R/W/L to memory locations of remote nodes, **Packet S/R** - RX/TX of all packets, unformatted and erroneous packets.

PHY Register - R/W of PHY registers of the local and R of the remote nodes.



The **Scriptor** permits the definition of C-like scripts to control almost anything on the FireSpy, including sending and receiving packets. It is the preferred tool for the generation of individual asynchronous packets, sequences and the simulation of entire handshakes.

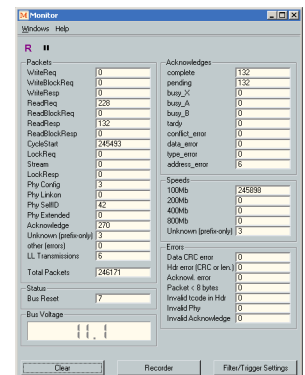
Script editor - C-like script editor/compiler with automatic code block generation, integrated Debugger, floating-point data type support

Data editor - defines data elements that can be used by the script, i.e. generation data

Control Panel - display of values using different types of meters (gauge, LCD, thermometer, etc.).

The **Monitor** gives a quick indication of activities on the bus under test. The displayed data is updated in real time.

- Number of packets of specific types
- Number of packets of specific speeds
- Number of acknowledge packets
- Number of error packets
- Total number of packets
- Number of bus resets
- Bus voltage measurement



MAIN FEATURE SUMMARY:

GENERAL

- IEEE 1394-1995, 1394a-2000 and 1394b-2002 compliant
- Supported Speeds and Modes:

		FS400b	FS800
Port Modes	S100	<i>Beta</i>	<i>Legacy</i>
	S200	<i>Beta</i>	<i>Legacy</i>
	S400	<i>Beta</i>	<i>Bilingual</i>
	S800	-	<i>Beta</i>
Connectors		<i>Beta</i>	<i>Bilingual</i>
Transformer		-	-

- Connects to host using USB 1.1 interface
- Electrical isolation between IEEE 1394 and host (USB)
- 248 MByte memory for packet and data storage
- Firmware field upgradeable to enable future expansions
- External Trigger Input: 3V, positive edge, opto-coupled
- AUX connector for:
 - Trigger input and output functions
 - Recording external event
- Software runs on Windows™ XP(64) and Windows™ 7(64)

MONITOR

- Displays bus activity:
 - Counts packets according to type, speed, ack and error condition
 - Counts number of bus resets
- Measurement of bus power voltages

RECORDER

- Time stamping of all packets and status events with 10ns resolution
- Packets hidden by slower connections are visible as 'prefix only' packets
- Extensive packet/event filtering/trigger/search capabilities
- Adjustable trigger position within programmable record buffer size
- Cyclic pre-trigger buffer management option
- Different kinds of packet display views, including:
 - Time View, displays all packets on a time line, including the prefix
 - Packet View, displays packets as list plus selected packet options
 - Transaction View, displays transactions as list or flow graph
 - Topology View, graphical topology displays as is during recording
 - Protocol View, displays packets decoded to selected protocol
- Precise time measurements
- Marking of individual packets or packet ranges
- Export format for re-generation of packets by Scriptor or API

GENERATOR

- Simultaneous generation of up to 31 iso streams
 - Graphically programming of stream transmit block
 - Data payload import from file
- Generator and Scriptor run simultaneous for stream and asynchronous packet generation
- Special Mil1394 stream generator package (optional)

SCRIPTOR

- Script Editor
 - C-like scripting language
 - Function Library
 - Macros to automatically generate blocks of code
 - Syntax coloring
 - Integrated Debugger
- Data Editor
- Control Panel
 - Graphical display elements for data value representation
 - Ethernet-connected Client Panels for remote data monitoring
- Several Sample Scripts

COMMANDER

- Reading and/or writing of local and reading of remote PHY registers
- Reading and/or writing of remote memory locations (incl. CSR register space)
- Possibility to graphically view the current Topologies
- Sending of user definable packets

SPECIFICATION:

- Dimensions:** 125 mm x 48 mm x 224 mm
- Weight:** 760 g
- Power Requirements:** 5V, 5 Watt maximum
- Compliance:** FCC Class A
- Connections:** USB1.1 connector for host computer
2x IEEE 1394 connectors (bilingual)
BNC-connector for external trigger input
- Indicators:** Green LEDs for:
USB, Power, Ready, Trigger
Red LEDs for:
Record, Scriptor Active
- Switches:** Toggle switch for Power On/Off
Push button for manual triggering
- Package Content:** FireSpy800
Power Adapter (5V, 2400mA)
USB Cable
1394b Cable (Beta9 – Beta9)
2x 1394b-a Cable (Bilingual9 – 6pin)
Trigger Cable
- Product warranty:** 12 months limited warranty
- Part Number:** FS08
FS08P5HSS (w. Mil1394 SW protocol package and 12 months Extended Warranty)
- Optional Configuration:** FS04b or FS04bP5HSS (w. Mil1394 SW protocol package and 12 months Extended Warranty)
- SW Add-on modules:** SBP2 protocol software package
IIDC protocol software package
AV/C protocol software package
IP1394 protocol software package
AMI-C protocol software package
Mil1394 protocol software package



CONTACT INFORMATION:

DapTechnology B.V.

Zutphenstraat 67
7575EJ Oldenzaal
The Netherlands
Ph: +31 541 532941
Fax: +31 541 530193
sales@daptechnology.com
www.daptechnology.com

DapUSA, Inc.

780 W San Angelo Street
Gilbert, AZ 85233
United States of America
Ph: (480) 422 1551
Fax: (302) 439 3947
sales@daptechnology.com
www.daptechnology.com

dap TECHNOLOGY •

dap USA •